



VELVETCUBE
DESIGNS



www.velvetcube.in

CONTENT

- OFFICE / TRAINING CHAIRS
- CONFERENCE & DESKING
- CAFE CHAIRS & TABLES
- BREAKOUT/LOUNGE/OTTOMAN
- SOFAS & PODS
- EDUCATION



OFFICE CHAIRS

Seating solutions from Director to Executive Chairs with vivid colours, textures, sizes and of course, styles.



VICTOR HB



VICTOR MB



CLARA



AFRO HB



AFRO MB



ELVES HB



ELVES MB



PLUTUS HB



PLUTUS MB



PLUTUS CL



EMILIE HB



EMILIE WHITE HB



EMILIE MB



MOTO



TURBO



IRENA



GUESS



LEAF



SIMONE



HERMAN



MEGAN



STIFFLE



TENNIS



FLAKE



FLAKE - TAB



ATTIRE



ATTIRE - TAB





MARVEL



MARVEL - TAB



FEEBLE - TAB



CHARM - TAB

FLORA - HB



FLORA - MB



TORSO HB



TORSO MB

CONFERENCE / DESKING

An Ideal arrangement for large group discussions and making the deals.





CT - 01



CT - 02



CT - 03

CT - 04





ARID - 120



ARID - L - G



BENT



TEQ



STEER



SLOG

CAFE CHAIRS AND TABLES

A PLACE WHERE YOU ENJOY YOUR MEAL WITH COMPLETE COMFORT





VAULT



COLORS VARIANTS



DIMENSIONS : 750mm (H) x 558mm (L) x 530mm (W)



I CLEFT C



CLEFT



DIMENSIONS : 935mm (H) x 430mm (L) x 450mm (W)



LILAC METAL



DIMENSIONS : 764mm (H) x 420mm (L) x 485mm (W)



PRIME



I PRIME

Add colourful comfort to your life with velvetcube cafeteria seatings.

COLORS VARIANTS



DIMENSIONS : 855mm (H) x 435mm (L) x 435mm (W)



PRIME ALPHA

I PRIME GAMMA

DIMENSIONS : 820mm (H) x 460mm (L) x 470mm (W)



PRIME METAL

DIMENSIONS : 820mm (H) x 425mm (L) x 425mm (W)



I PRIME SMART

COLORS VARIANTS



DIMENSIONS : 855mm (H) x 435mm (L) x 435mm (W)



I SMART

Cafe Chair are consider to be valuable assets for restaurants and cafes as well. It reflects different gestures for a particular restaurant or café. When we go to a CAFE, we got delight and attract towards the interiors and CAFE CHAIR first, and then we decide to enter and order food. We, most of the time love the sitting arrangements. So, what furniture provides comfort?

It is the Cafe Chair and tables that attract our eyes and develop an interest to enter a restaurant or café. We find comfort sitting during dinner at restaurants. The seating environment affects the most, and then people talk about food.

Hope this context has made you understand that why choosing good restaurant chair is essential for your new café setting. Has it?



DIMENSIONS : 820mm (H) x 460mm (L) x 470mm (W)



I PRIME METAL C



COLORS VARIANTS



DIMENSIONS : 820mm (H) x 425mm (L) x 425mm (W)



TRACE



JOE

AXIS



COLORS VARIANTS



DIMENSIONS : 780mm (H) x 510mm (L) x 450mm (W)



FLORA

COLORS VARIANTS



DIMENSIONS : 765mm (H) x 460mm (L) x 450mm (W)



I - FLORA



I - FLORA GOLD

COLORS VARIANTS



DIMENSIONS : 935mm (H) x 445mm (L) x 408mm (W)



DIAMOND BLACK



DIAMOND PLATINUM



I - DIAMOND BLACK



I - DIAMOND PLATINUM



DIMENSIONS : 790mm (H) x 535mm (L) x 510mm (W)



NOD

DIMENSIONS : 765mm (H) x 760mm (L) x 450mm (W)



DIMENSIONS : 935mm (H) x 410mm (L) x 460mm (W)

NOD HS



CASTLE



DIMENSIONS : 810mm (H) x 535mm (L) x 480mm (W)



SNUG



DIMENSIONS : 810mm (H) x 460MM (L) x 460mm (W)



OCCULT - 1



OCCULT - 2



XYLOID



SYLVAN



CT-01



CT-02



CT-CAGE



CT-04



CT-03



CT-5



CT-06



CT-07

SERA



SERA - EDGE

CT-06



ALLOY - C



ALLOY BS

ALLOY BACK BS



BREAKOUT/LOUNGE/OTTOMAN

Modern meets comfort in our lounge furniture. Discover the magic of lounge furniture with us.





WODGE 01



WODGE 02



CANDY



CATHY



LOUNGE 01



LOUNGE 02



LOUNGE 03



LOUNGE 04



LOUNGE 05



LOUNGE 06



LOUNGE 07



LOUNGE 08



DAFFODIL



EMERALD



SAPPHIRE



BLUSH - FR

BLUSH



CAROLINA



DENVER



CARDIFF



ASTER POD



CROSS



CUSHY



PETALS



PUFF 01



PUFF 02



PUFF 03





JINX



DOPE



MUSHROOM



CUBE





ST 01



ST 02



ST 03



ST 04



LAP 01



LAP 02

SOFAS / PODS

SIT BACK, RELAX AND SINK IN OUR LATEST SOFAS COLLECTION WHERE COMFORT MEETS DESIGN.





CLIFF



SIGNATURE 01



SIGNATURE 2



SIGMA 01



SIGMA 02





SIGMA 03



SIGMA 04





TRIFLE



DYSON



HAWK



VINCENT



AARON



SMITH



BENTLEY



INDIGO

ASTER





PINNACLE SERIES 01



PINNACLE ROUND



PINNACLE SERIES 02



PINNACLE POD

EDUCATIONAL

Little learners deserve big comforts! Watch their imaginations soar with our furniture!



AMOEBA



BEAN



ROUND



TRAPEZOID



PENTAGON



SQUARE






POPEYE



ARID

BUTTERFLY



STALE

BEAN BAGS



COMB 01



PYTON



COMB 02



EDU 01



EDU 02



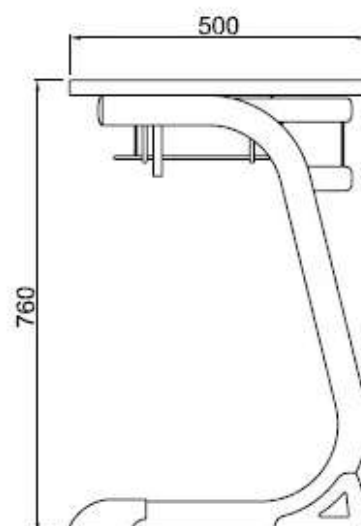
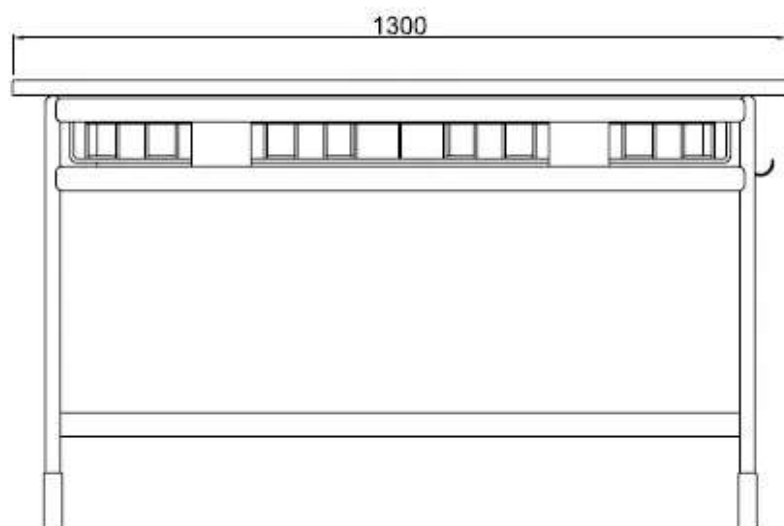
School bag hook

A uniform bag placement makes the classroom look more neat

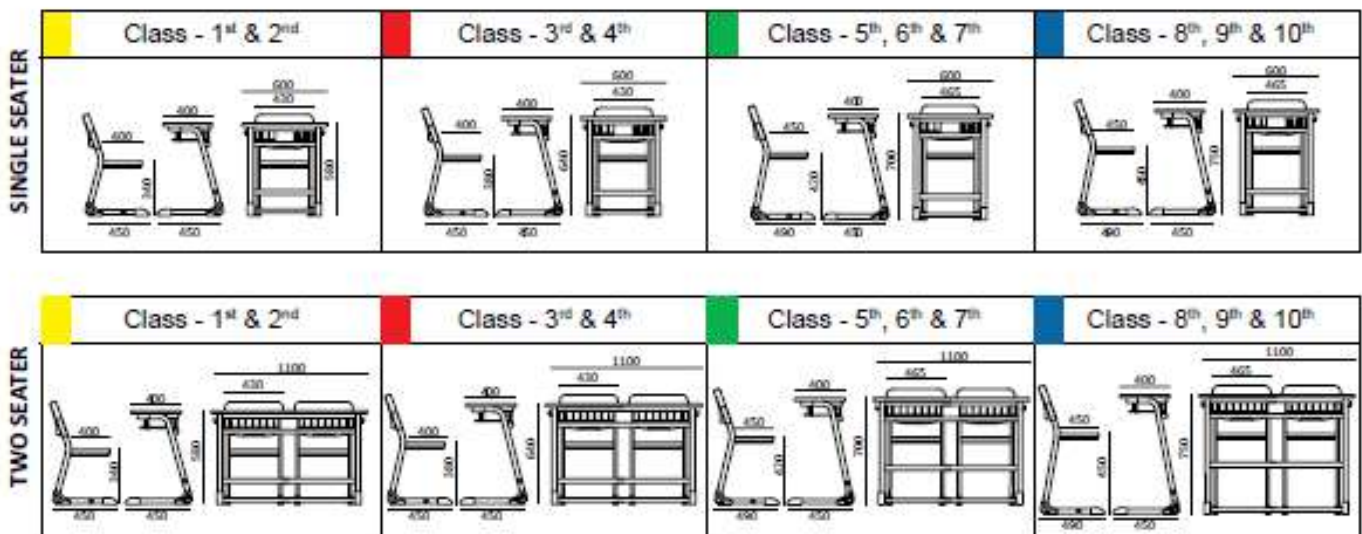
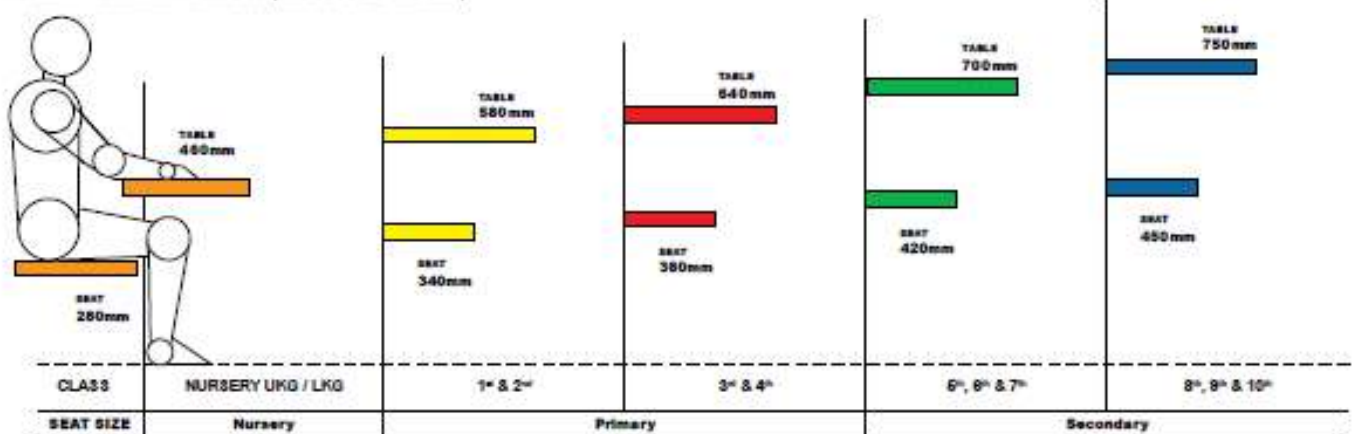


1.5mm thick steel structure

The steel structure is pickled and then sprayed with powder



SITTING - WORKING HEIGHTS (TABLES AND CHAIRS)



Sitting Height is a segment length measure of the vertical distance from the crest or top of the head to the base of a seating surface. Sitting Height is measured with the individual seated on a table or sturdy surface with his/her back and buttocks positioned against a stadiometer post.



METAL SERIES 1



SHARING STUDY DESK



DECENT



ALLOY

LIBRARY SERIES



LIB 01



LIB 02

LIBRARY SERIES



STORAGE 01



STORAGE 02



LIB 03

LIB 04





VELVETCUBE DESIGNS

Shop No.19, 1st Floor, Madanpuri Road, Vijay Park,
Gurugram-122017 Tel. +91 7827266734
E-mail : info@velvetcube.in
www.velvetcube.in